

## COMMERCIAL HINGE RANGE

90° Glass to Wall (50mm Offset Back Plates) Item No: **CFH090**

### SPECIFICATIONS

**Glass Sizes:** 8–10 mm toughened glass only

**Construction:** Solid brass

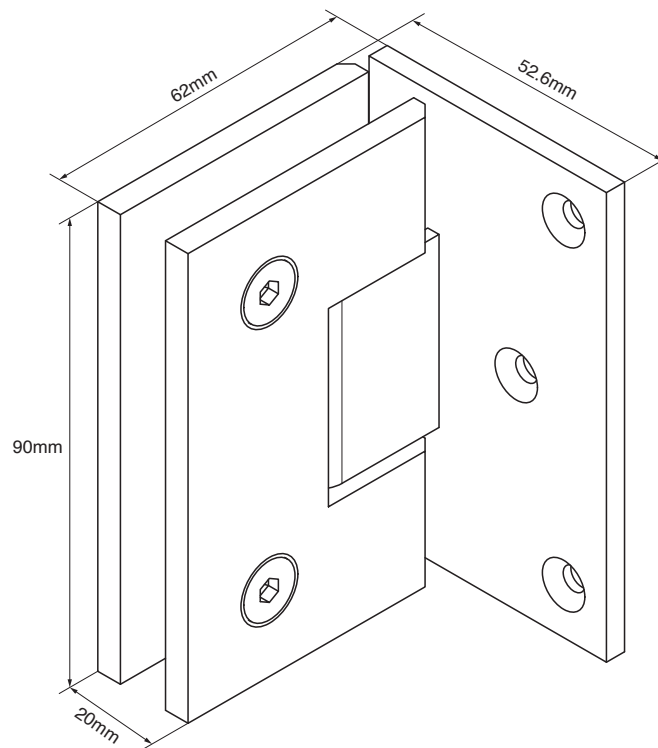
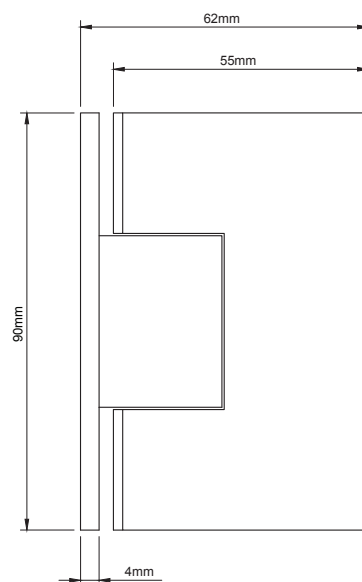
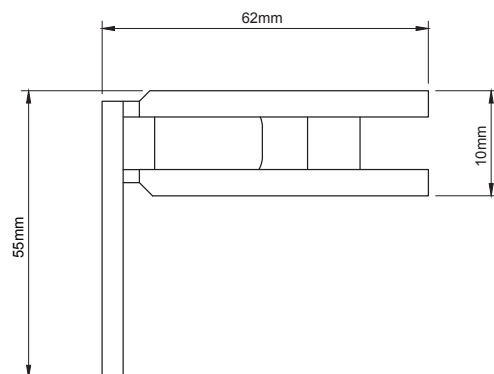
**Closing Type:** Self-centering

**Includes:** Hinge, glazing gaskets, Allen head cover plate screws, and key

**Use:** Residential bathrooms and commercial hotel applications

### FINISHES

Chrome	CFH090-C	
Satin Chrome	CFH090-SC	
Black	CFH090-BK	
Brushed Brass	CFH090-BB	
Brushed Nickel	CFH090-BN	
Gunmetal	CFH090-GM	
Natural Brass	CFH090-NB	
Brushed Bronze	CFH090-BRZ	
Brushed Copper	CFH090-BCO	
White	CFH090-W	



## GLASS CUT-OUT

